

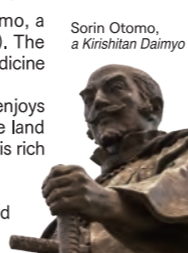
OITA CITY MAP

大分 MAP Ver. 2

Welcome to Oita City!

From the 1550 to 1570s, Oita was governed by Sorin Otomo, a *Kirishitan Daimyo* (an early Japanese Christian feudal lord). The area was a hub for international exchange; in fact, Western medicine and Western music were introduced into Japan through Oita. Present-day Oita City is still reminiscent of its historic past. It enjoys a warm climate, is blessed with abundant food from both the land and the ocean, and is also gaining attention today as a city that is rich in culture and art. Explore Oita's one-of-a-kind features with your five senses. We assure you of unforgettable flavors, exciting experiences, and memorable hospitality.

Sorin Otomo, a Kirishitan Daimyo

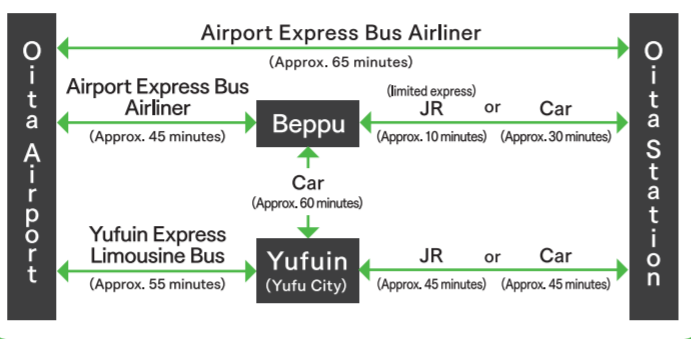


Discover Oita through these videos /

5 minutes Trip Oita City

This video series consists of 7 episodes that explore the allures of Oita City through genres that include history, food, and art.

Directions from Oita Airport



Issued by: Oita City Tourism Division, Oita City Tourism Association, March 2025

Transit Information

Oita Bus Station Bus Terminal

- To Oita Airport
- To Beppu/Touring bus (Kunisaki)
- To Park Place
- To South Oita
- To South Oita (Wasada Town)
- To Saganoseki (Express)/Tsurusaki/Park Place
- To Oita Prefectural Art Museum (OPAM)



How to Visit Mt. Takasaki/Umitamago
Board a bus bound for Beppu from platform 2 and disembark at Takasakiyama.

How to get to Oita Sports Park
Board a bus marked either E30, E31, D46, or D47, D51, D53 from platforms 3 or 6.

How to Visit Saganoseki
Board a bus marked either D75 or D77 from platform 6.

How to Use Local Buses

Local buses in Oita let you visit various destinations at reasonable rates. You will find blue buses (Oita Bus) and red buses (Oita Kotsu) operating in the city. They each go to different destinations, so check the route carefully before boarding.



- A number is displayed on the upper front or side of each bus, indicating its destination. Make sure it matches the number of where you want to go.
- Board from the doors at the back of the bus. You will find ticketing machines on either side of the doors. Take a ticket as you board.
Note: All of the messages announced on the bus are in Japanese. When you board, you should tell the driver where you want to go so that you don't miss it.
- When your desired bus stop is displayed or announced, please press the Disembark buttons installed throughout the bus.
- Check the price chart against your ticket to confirm the fare.
Note: You cannot exchange bills larger than 2,000 JPY on the bus.
- Once the bus stops, place your ticket and fare in the box and disembark from the door at the front.

Get Useful Info! 1

Here is some useful information to help you enjoy your trip to Oita City even more.

Free Wi-Fi areas

Check for areas on the map offering free public Wi-Fi.

Oita Travel Guide

Let's explore Oita City!

Official website

It offers much information about events and tourist spots.

Duty-free shops

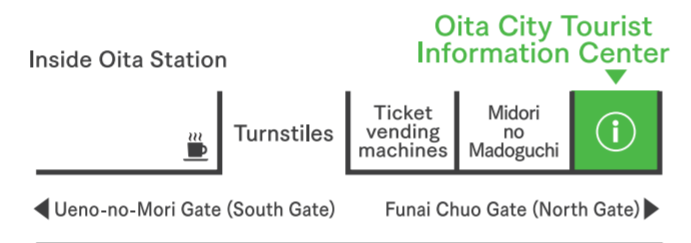
It provides a list of duty-free shops in Oita City and advice on the steps to take.

Oita City Tourist Information Center

Hours 8:30 AM-7:00 PM Tel. +81-97-532-0723



The Tourist Information Center at Oita Station provides a wealth of information on sights to see in Oita, places to stay, and restaurants to eat at. The Center also has a range of pamphlets not only on what to do in the city, but also throughout Oita Prefecture. If you have any questions about your trip, don't hesitate to stop by.



Oita Rental Bicycles

Rental bikes are available from the Oita Station Rental Bike Port on the station's east side (in the Elevated East Bicycle Parking Area). Bikes are useful for getting around the city.

Rental Hours
7:30 AM-7:30 PM
Open all year round

Rental Fees
210 JPY per day
Note: Maximum 4 days (total of 840 JPY) allowed for rental

Check the website for details on how to use the service.

Oita Bike Share

Have fun getting around Oita on an electric-assisted bike! You can return the bike to your nearest Cycle Port!

Fee example
1-day pass: 1,650 yen
You can book via the website (register). Passes are also available in convenience stores.

Check the website for details on how to use the service.

Get Useful Info! 2

Hotel list

Stay in Oita City and enjoy its charm

Experience

Have a special and memorable experience

Barrier-free information

For everyone to travel happily

Value Passes for Kyushu Tours

JR Kyushu Rail Pass

This pass is exclusively for overseas visitors to Japan. It offers unlimited rides on JR Kyushu trains (with some exceptions). Select from the All-Kyushu, Northern Kyushu, and Southern Kyushu Passes to travel to major destinations throughout Kyushu.

SUNQ Pass

This pass gives you unlimited rides throughout Kyushu on express buses between major cities as well as on local routes within each city.

Recommended Sites to Visit on Foot (Oita City Center)

Funai Castle Ruins MAP D-4

The castle was built in 1602. The castle tower no longer exists, but the stone walls, mud walls, bridges, and other structures have been repaired and maintained. The small park adjacent to the castle remains is renowned for its cherry blossom trees. Come spring, many people visit the park to admire the beautiful and delicate Somei Yoshino in full bloom.

Oita City Art Museum MAP B-1

An art museum atop a hill surrounded by greenery, visitors can enjoy, view, and learn about art throughout the year.

A symbolic giant elephant sculpture

Oita Prefectural Art Museum (OPAM) MAP A-5

The art museum was designed by the world-renowned architect Shigeru Ban. In addition to exhibitions, this museum also offers spaces where you can experience art. The museum shop has a wide selection of original merchandise, as well as items made locally in Oita.

Yuhu Park MAP E-5

Statues placed approximately 350 meters north to south depict the history of Oita, from when Western culture was introduced to the rest of Japan. Sculptures include that of Saint Francis Xavier, as well as commemorative statues of Western medicine. Yuhu Park is widely enjoyed by the public as a place for relaxation and attracts many walkers.

Onsen

CITY SPA Tenku MAP C-7

This facility has natural onsen located on the 19th to 21st floors of the train station building. The view from the open-air bath 80 meters above the ground is breathtaking. There is also a spa and a café-bar.

Kanzaki Onsen Tenkai no Yu (Hot Springs) MAP B-1

This onsen situated on a hill has two large separate public baths for men and women and seven private baths, all with their own stunning view of the ocean.

Oita Onsen Guide Map

Recommended Short Trips Around Oita City

Takasakiyama Natural Zoological Garden MAP B-1

Mt. Takasaki National Park is home to about 900 wild Japanese macaques. It is a rare national park where you can see the animals in their natural habitat. When feeding time comes around, the macaques form two groups and excitedly make their way to the feeding area, offering an impressive scene as they congregate. Enjoy observing nature up close!

Oita Marine Palace Aquarium MAP B-1

The aquarium tanks reproducing the sea of Oita and the large migratory fish tanks, where you can observe sharks and other animals, are impressive! There is also a café where visitors can enjoy meals and snacks while admiring the sea. At Asobeach, visitors can watch creatures in their natural habitat and play on the arty playground equipment. There's also a gift shop, so find something you like!

Otomo Ruins Discovery Center MAP C-1

Otomo Ruins Discovery Center is a facility that allows visitors to learn more about feudal lord Otomo Sorin and his accomplishments, as well as the Otomo Manor ruins, through creative exhibits and powerful video imagery. The Old Otomo Residence and Garden were restored in 2020. There are also many hands-on exhibits for visitors to personally experience the times in which Otomo Sorin lived.

Jx Metals Sekizaki Mirai Kaiseikan MAP E-1

A scenic spot and astronomical observation facility at the eastern end of the Saganoseki Peninsula. It offers exhibits on the ocean and celestial bodies. The terrace overlooks the Seto Inland Sea, where you can enjoy the beautifully blooming hydrangeas in summer.

Hoashi Honke Sake Brewery MAP C-2

A sake brewery in the historic town of Hetsugi Honkachi. It is listed as a tangible cultural property by the city of Oita. Tools and barrels used for sake-making in the olden days are exhibited. There is a restaurant, wagashi shop, and garden next to it, so why not stop by on your walk?

Forest Bathing Trails (Therapeutic Forest Walking Course)

Oita has forest therapy trails where forest bathing can be enjoyed. You can enjoy abundant seasonal plants, flowers, and wild birds. There are trails for all fitness levels, from walking to hiking, accessible on foot or by bus.

CUISINE & SOUVENIR

Scan here for food info!

Check out souvenirs!

Oita Wagyu (Bungo Beef)

This Oita brand beef once won the top prize in Japan. It has a rich, decadent flavor and beautiful marbling that will melt in your mouth.

Toriten (chicken tempura)

The chicken is pre-seasoned in soy sauce and garlic then coated with tempura flour, and deep-fried. We recommend that you try the toriten at many different restaurants because they each have their own unique flavor.

Seki Aji (horse mackerel) and Seki Saba (mackerel)

Famous Oita City top brand mackerel and horse mackerel that are caught by using a single-hook headline fishing technique. You can enjoy its distinctive texture and umami flavor.

Local Sake

Oita City is home to breweries, whose local brews make popular souvenirs. The refreshing aftertaste and fragrant aromas will satisfy any sake lover!

Oita Fugu (Pufferfish)

The firm meat has a unique texture and just a hint of sweetness. You can enjoy it in a variety of ways all year round, such as sashimi and deep-fried.

Oita Birth

Food products made with Oita City's unique local ingredients are certified as "Oita Birth."

Pay attention to public etiquette!

Please follow Japanese customs and manners to better enjoy your stay.

- Speak in a soft voice when using buses, trains, taxis, and other modes of public transport.
- Do not spit out gum or saliva on the street.
- Do not take amenities found in public restrooms with you.
- Do not dispose of trash by the side of the road; separate it into cans, bottles, burnable/non-burnable rubbish and dispose in public trashcans. Only smoke in designated smoking areas.
- Restaurants will not permit you to bring food or drink in from outside. Avoid overfilling your plate at buffets and then leaving food behind uneaten.
- Please keep in mind that some hot spring facilities do not allow people with tattoos to bathe.

Information

If you get lost or in trouble:

Visitor Hotline
Tel. +81-50-3816-2787
(available 24 hours a day, all year round)

Other Important Numbers

Fukuoka Immigration Bureau, Oita Branch
Tel. +81-97-536-5006

Fukuoka Airport
Tel. +81-92-621-6059

Oita Airport
Tel. +81-978-67-1174

